


WILMINGTON FIGHTIN' QUAKERS *GAMEDAY*



Wilmington College vs
Otterbein College

September 27, 2014 • Williams Stadium





DRAYER[®]

Physical Therapy Institute

Leading the Way to Good Health

Good Luck Quakers!

Proud to Provide Athletic Training Services to Wilmington College:

Wilmington Center

1475 Rombach Avenue

Ph: 937-283-2186

Convenient Scheduling Access to Care Within 24 Hours Work With All Insurances

Outpatient Physical Therapy

Sports Medicine

Pre & Post Operative Care

Sptnal Decompression Therapy

Orthopedics

Neurological Rehabilitation

Athletic Training

Vestibular Rehabilitation



Visit us on the web at www.drayerpt.com

INSIDE GAMEDAY

| Wilmington vs. Otterbein • Sept. 27, 2014 • Williams Stadium




- 2 TODAY'S GAME ... The Fightin' Quakers host the Cardinals ... Get the game notes
- 6 MEET THE COACH ... Join WC head coach Stacey Hairston on the sideline
- 7 WILLIAMS STADIUM ... For WC football fans, Williams Stadium is home sweet home
- 10 OTTERBEIN ROSTER ... Meet the 2014 Otterbein Cardinals
- 12 WILMINGTON ROSTER ... Meet the 2014 Wilmington Fightin' Quakers
- 14 DEPTH CHARTS ... See how WC and Otterbein will line up
- 16 STATS ... Up-to-date stats for both teams
- 18 RECORDS ... Season superlatives, and single-season records
- 21 CHEERS ... WC introduces the 2014-15 cheerleaders
- 22 GAMEDAY FEATURE I ... 100 seasons of Wilmington College Football

2014 Wilmington College Football Gameday is a publication of the Wilmington College Sports Information Office. Editor: Jayson Ameer Rasheed, Director of Sports Information. Photography: John Swartzel and Randy Sarvis. Follow Wilmington College athletics online at www.wilmingtonquakers.com

Advertisers Index

Drayer PT.....	Inside Cover	Buckley, Miller, Wright	9
Pizza Hutt	4	Smith, Feike, Minton	20
Buffalo Wild Wings	5	Jim Kahles	21
Skyline Chili	8	Austin's Eatery	24
Peele Law Office	9	Beacon.....	Inside Back



GAME NOTES

BACK TO BACK

◀ For the first time since 2009, the Wilmington College football team recorded more than 100 yards rushing in back-to-back games. The 2009 team gained 1,332 yards on the ground, eclipsing 100 yards in seven of the 10 games.

It's the first time since 2008 that an individual player has eclipsed 100 yards in back to back games.

CHASING DOWN YARDS

◀ Sophomore Chase Manica ran for a career-high 119 yards against Capital this past Saturday. It marked the first time since 2008, a Wilmington running back broke the century mark.

MASH UNIT

◀ Two players suffered season-ending injuries this past weekend in their first week as starters. Sophomore line-backer Mason Will and junior punter Cole Voltz will be out of the lineup for the remainder of the season.

TACKLING LEADERS

◀ Just two games into the season, the top two tacklers in the Ohio Athletic Conference are wearing Wilmington uniforms. Coming off back-to-back double-figure tackling performances, junior Nick Williams leads the league with 12 tackles per game.

Junior Tarrell Starckey, a first team All-OAC selection a season ago, is tied for second with 10.5 tackles.

DUNCAN RETURNS

◀ Junior Jeremy Duncan returns for his third season after leading the Ohio Athletic Conference in receiving with 1,184 yards. He was named the OAC Receiver of the Year, and was named All-American by Beyond Sports Network.

FRESH PROTECTION

◀ Freshmen Konor Kinser and Sterling Clark have started both games at tackle for the Quakers, and have acquitted themselves nicely. As a unit, Wilmington has only surrendered one sack and has helped pave the way for back-to-back 100 yard rushing performances

SUNSHINE STATE

◀ Other than Ohio, the state of Florida has the most players on the Wilmington College roster with seven, including freshmen starter Margust Charles.


Key Players

Wilmington's Quarterback Position

Five of Wilmington's seven turnovers have been from the quarterback position, however they have also accounted for seven of the nine big plays.

Freshman Brandon Mitchell played well replacing of Jarbo against Capital, going 8-of-10 for 163 yards with a passing and rushing score.

Jarbo was spectacular in week one, accounting for more than 350 yards.



Brandon Mitchell

Otterbein's Alana Gaither

Senior kicker Alana Gaither is a perfect 6-for-6 on her kicks this season.

She has made all four of her extra points attempts and was 2-for-2 on field goals in Otterbein's 20-0 victory over Marietta.

For those efforts, she was named OAC Special Teams Player of the Week.



Gaither

By the Numbers

9 Through two games, Wilmington has nine plays of more than 20 yards. Chase Manica has a season-high 42 yard run as four of the nine have been running plays.

It's been five years since Wilmington has rushed for more than 200 yards as a team, running up 261 against Capital last week.

5

4 The Fightin' Quakers lost four fumbles against Capital. Wilmington has turned the ball over seven time in two games.

GAME PREVIEW

| Scouting the Cardinals | Otterbein coming off 20-0 win over Marietta

Otterbein gained 360 yards of offense and scored in each of the last three quarters in beating Marietta, 20-0, this past Saturday.

Senior quarterback Brick Davis had a rushing and passing touchdown, while senior kicker Alana Gaither recorded two fourth-quarter field goals.

Davis finished the game 19-of-27 for 177 yards, one touchdown, and zero interceptions. He added 23 yards rushing on five rushes and the aforementioned score.

His 19 completions were spread around to 10 different receivers with senior Travis Laird hauling in a team-high four catches for 41 yards. Reserve tight end Chad McCray hauled in the lone touchdown on his only catch, a three-yard reception.

On the season, 13 Cardinals have a reception

through two games. Laird leads the team with nine catches for 68 yards.

Six different Cardinals ran the ball as Otterbein tallied 194 yards on 41 carries against the Pioneers.

Sophomore running back Reid Hutchison and junior John Pyles handled the bulk of the load. The duo combined for 24 carries, 12 each, for 98 yards.


Hutchison, who is listed as the back-up, has a team-high 210 yards on 21 carries and a touchdown.

Sophomore middle linebacker Austin Jones leads the team with 19 tackles, while senior free safety has 18 tackles and one of the Cardinals' two interceptions.

Senior strong safety Jordan Bonifas has the other pick.



Join the Conversation



@DubCQuakers #WeRDubC

IG: DubCQuakers

FB: DubCQuakers



A PROUD SPONSOR OF
WILMINGTON COLLEGE ATHLETICS

VISIT OUR NEW LOCATION ON THE EDGE OF CAMPUS
486 E. MAIN STREET

937-382-6641



A PLACE OF YOUR OWN, BEFORE YOU GET YOUR OWN PLACE.

60¢ WING TUESDAYS* | 60¢ BONELESS THURSDAYS* | BUZZTIME TRIVIA | BIG SCREENS & HDTV'S | FREE WI-FI

143 Fairway Drive • Wilmington, OH • 937.283.9464



**BUFFALO
WILD
WINGS**

BUFFALOWILDWINGS.COM

HEAD COACH STACEY HAIRSTON



Stacey Hairston is in his second season as the Wilmington College head coach.

The Quakers went 0-10 in his first season as head coach in Wilmington. Hairston was 6-4 in his only other season as a head coach.

The former professional football player with the Dallas Cowboys and Cleveland Browns spent both his collegiate playing career and a dozen years as

an assistant coach at conference rival Ohio Northern University.

Hairston spent the past season as the defensive coordinator at Bluefield College (VA) in the school's first varsity season. The Columbus native also served for two seasons as an assistant coach for the Edmonton

Eskimos of the Canadian Football League.

"I have coached in the OAC and have seen Wilmington from afar," Hairston said. "It's a good, quality school in a good location. The location is ideal; near Cincinnati, Springfield, Dayton and Columbus. You have to hit those areas hard to have a chance."

Not only does Hairston bring extensive coaching experience to the table, he played professional football for seven years. After being signed as a free agent in 1989 by the Dallas Cowboys, Hairston was one of the final cuts before playing three seasons north of the border as a three-year starting defensive back for the Saskatchewan Roughriders.

He returned to the NFL for three seasons with the Cleveland Browns, where he was an integral part of the league's top-ranked defense in 1994.


Hairston coached ONU's defensive backs and special teams for seven seasons. After a short stint as the team's interim head coach, he was promoted to co-defensive coordinator and co-special teams coordinator, where he stayed until 2008.

Sitting down with Stacey Hairston

Join us every Thursday at Austin's Casual Dining in Downtown Wilmington for the weekly coaches show. Coach Stacey Hairston will discuss today's game and next week's encounter over the live air. The show will be broadcasted live on WALH Radio and streamed at www.wilmingtonquakers.com.

Austin's Casual Dining | 35 S. South Street | Wilmington, OH

WILLIAMS STADIUM



Williams Stadium is Home of the Quakers

Townsend Field at Williams Stadium is the home of the football, soccer and lacrosse team at Wilmington College, along with the football and lacrosse teams at Wilmington High School. The facility also features Beckett Track, which hosts numerous collegiate and high school track and field meets and lacrosse games.


In 1983, Williams Stadium was added, which increased the seating capacity to 3,500.

In 1994, Beckett Track and Field Facility was added to the mix, giving Wilmington College a newly surfaced eight-lane track.

In 2008, the playing field at Townsend Field was resurfaced with synthetic turf, giving Wilmington the ability to expand the number of collegiate and high school events at Williams Stadium.

Townsend Field has been the source of synergy for the advancement of scores of football careers. Included on the list of greats who called WC home are former NFL executive Kirk Mee and coaching Hall of Famer Bill Ramseyer. Seventy-six Wilmington College players have earned All-America honors. Wilmington also has helped produce dozens of coaches who have excelled at the high school and collegiate levels.

Proud supporter of the Fightin' Quakers.



Visit your **Wilmington Skyline Chili** after the game
for our famous Cheese Cones and 3-Ways.

2799 Rombach Ave. — (937) 382-7000



Feeling Good, It's Skyline Time!

PEELLE LAW OFFICES CO., L.P.A.

William E. Peelle

Chaley Peelle Griffith

Robert C. Peelle

Kristy S. Wilkin

Carol S. Peelle

Brett W. Rudduck

*929 Rombach Ave.
P.O. Box 950
Wilmington, OH 45177
Phone: 937-382-1497
Fax: 937-382-2926*

*149 E. Main St.
Hillsboro, OH 45133
Phone: 937-393-1850
937-393-1814
Fax: 937-393-4498*

BUCKLEY, MILLER & WRIGHT

Attorneys at Law
145 N. South Street
Wilmington, OH 45177
(937) 382-0946
bmwlaw@bmwlaw.net

General Practice

James P. Miller
Jeffrey L. Wright

Karen Buckley
Lauren E. Raizk

OTTERBEIN ROSTER

#	Name	Yr.	Pos.	Ht.	Wt.	Hometown/High School
1	Cole Benner	Sr.	WR	5-11	165	Heath, Ohio / Heath
2	Connor Lucas	Jr.	WR	5-6	160	Grove City, Ohio / Grove City
3	Austin Jones	So.	LB	5-9	210	Dresden, Ohio / Tri-Valley
4	Brick Davis	Sr.	QB	6-3	205	Chillicothe, Ohio / Unioto
5	Ty Compton	Sr.	DB	5-10	165	Granville, Ohio / Granville
6	Drew Ervin	Jr.	RB	6-0	235	Jackson, Ohio / Jackson
7	Jordan Bonifas	Sr.	DB	6-2	210	Dublin, Ohio / Dublin Jerome
9	Travis Laird	Sr.	WR	5-10	180	Magnetic Springs, Ohio / North Union
10	Aaron Thompson	Jr.	WR	5-11	170	Marion, Ohio / Ridgedale
11	Ryan Moore	Sr.	DB	5-8	185	Grove City, Ohio / Bishop Ready
12	Will Brett	So.	OLB	5-11	185	Lewis Center, Ohio / Olentangy
13	Jake Stewart	Sr.	QB	6-2	190	Covington, Ohio / Covington
14	Nick Ganus	Sr.	K	6-0	155	Chillicothe, Ohio / Zane Trace
15	Ryan Thombs	Sr.	WR	6-1	225	Gainesville, Fla. / P.K. Yonge Research School
16	Thomas Linder	5th	QB	6-4	205	Tallmadge, Ohio / Tallmadge
17	Joey Longhino	So.	QB	6-0	188	Powell, Ohio / Olentangy Liberty
18	Kevan Green	Jr.	QB	6-1	205	Delaware, Ohio / Buckeye Valley
19	Mike Greenwell	Sr.	OLB	6-1	205	Monroe Falls, Ohio / Stow-Monroe Falls
20	Tyler Hammond	Sr.	RB	5-7	168	Pickerington, Ohio / Pickerington Central
21	Josh Bichsel	Jr.	DB	5-8	170	New Philadelphia, Ohio / New Philadelphia
22	Caleb Martin	Jr.	DB	6-0	180	Cardington, Ohio / Cardington Lincoln
23	Preston Pearson	Sr.	LB	5-10	200	Columbus, Ohio / The Columbus Academy
24	Jordan Keaton	Sr.	DB/P	5-8	160	Grove City, Ohio / Central Crossing
25	Alana Gaither	Sr.	K	5-5	128	Akron, Ohio / Akron Firestone
26	Dakota Smith	Fr.	DB	6-0	190	Portsmouth, Ohio / Portsmouth Notre Dame
27	Reid Hutchison	So.	RB	5-11	207	Chillicothe, Ohio / Adena
28	Jordan Shell	Jr.	DB	5-10	165	Crestline, Ohio / Colonel Crawford
29	Dustin McFadden	Jr.	DB	5-8	160	New Holland, Ohio / Miami Trace
30	Anthony Wene	So.	DB	5-10	170	Lebanon, Ohio / Lebanon
31	Tyler Cook	Jr.	CB	5-9	172	Grove City, Ohio / Grove City
32	Christian Brett	So.	WR	6-0	180	Lewis Center, Ohio / Olentangy
33	Travis Bates	Sr.	DE	6-0	230	Yellow Springs, Ohio / Fairborn
34	Jalen Liggins	Jr.	DB	5-10	165	Westerville, Ohio / Westerville Central
35	John Pyles	Jr.	RB	5-7	190	Grove City, Ohio / Franklin Heights
36	Dustin Leber	Jr.	DE	6-3	220	Norwalk, Ohio / Norwalk
37	Dylan Wears	Fr.	LB	5-9	215	Howard, Ohio / East Knox
38	Miles Crawley	Jr.	OLB	5-11	215	Cincinnati, Ohio / Walnut Hills
39	Joe Iafelice	So.	LB	6-1	210	Mentor, Ohio / Mentor
40	Ben Zirzow	Jr.	LB	5-9	200	Lucas, Ohio / Lucas
41	Dakota Schwan	Sr.	LB	5-10	230	Monroeville, Ohio / Monroeville
42	Nick Toledo	So.	LB	5-10	215	Canal Winchester, Ohio / Canal Winchester
43	Jordan Goble	So.	WR	5-10	150	Greenfield, Ohio / McClain
44	Dalton Jarvis	So.	FB	6-0	220	Bellevue, Ohio / Bellevue
45	Kyle Blust	Fr.	DE	5-9	210	Mansfield, Ohio / Madison Comprehensive
46	Aaron Myers	Jr.	DE	5-10	220	Bellefontaine, Ohio / Benjamin Logan
47	Zac Hamilton	Sr.	OLB	5-9	185	Richwood, Ohio / North Union
49	Marquise Boykin	Jr.	LB	5-11	220	Chicago, Ill. / Olentangy Orange
50	Case Troyer	Fr.	OL	6-3	275	Lewis Center, Ohio / Olentangy
51	Evan Bergenstein	Sr.	DE	6-0	230	Gahanna, Ohio / Gahanna Lincoln
54	Steven Masters	Fr.	OLB	5-9	185	Alliance, Ohio / Marlinton
55	Jacob Schafer	Fr.	C	5-11	280	Dublin, Ohio / Scioto
56	Zack Davis	Fr.	OLB	6-0	197	Mansfield, Ohio / Madison Comprehensive
59	Justin Henry	So.	OT	6-3	260	Ontario, Ohio / Ontario
60	Jobie McCoy	So.	OL	5-10	307	Westerville, Ohio / Westerville Central
61	Daniel Duval	Fr.	OL	6-5	270	Glenford, Ohio / Sheridan
63	Joe Ickes	Fr.	OL	6-0	375	Howard, Ohio / East Knox

OTTERBEIN ROSTER

#	Name	Yr.	Pos.	Ht.	Wt.	Hometown/High School
64	Jared Withers	So.	OL	6-2	250	Canton, Ohio / GlenOak
65	Jake McCreary	Fr.	OL	6-4	260	Cable, Ohio / Triad
66	Grant Noppenberger	Jr.	OL	6-1	271	Dublin, Ohio / Dublin Scioto
67	Kyle Stroschen	Fr.	OL	6-2	258	Hamilton, Ohio / Fairfield
68	Tyler Green	Sr.	N	6-0	295	Sugar Grove, Ohio / Berne Union
69	Hogan Marshall	Fr.	OL	5-9	285	Monroe, Ohio / Monroe
70	Ryan Mickle	Jr.	OL	6-0	285	Frankfort, Ohio / Adena
71	David Shupp	So.	OL	6-0	295	Painesville, Ohio / Thomas W. Harvey
72	Domenic Mayle	Fr.	OL	5-9	239	Huron, Ohio / Huron
73	Elijah Kinney	Fr.	NG	6-5	315	Dayton, Ohio / Chaminade Julianne
74	Dakota Crawford	So.	OL	6-2	290	Johnstown, Ohio / Johnstown-Monroe
75	Justin Christoff	Jr.	OL	6-3	250	Bowling Green, Ohio / Bowling Green
76	Peter LaChapelle	Fr.	OL	6-3	300	Loveland, Ohio / Loveland
77	Michael Zaky	So.	OL	6-0	300	Blacklick, Ohio / Licking Heights
78	Justin Hill	Fr.	OL	6-5	322	Columbus, Ohio / Northland
79	Zach Wilson	So.	OL	6-2	240	Newark, Delaware / Glasgow
80	Brandon Bruner	Fr.	W	6-2	185	Cincinnati, Ohio / Schroder
81	Skylar Zeller	So.	WR	6-1	152	Circleville, Ohio / Logan Elm
82	Cory Usher	Sr.	WR	5-11	175	Mantua, Ohio / Crestwood
83	Chad McCray	Jr.	TE	6-2	205	Galion, Ohio / Galion
84	Bryson Wray	So.	TE	6-3	226	Powell, Ohio / Olentangy Liberty
85	Justin Fryman	So.	DB	5-11	150	Carlisle, Ohio / Carlisle
86	Cody Royster	Fr.	WR	6-1	180	Berea, Ohio / Berea
86	Logan Stepp	Fr.	WR	6-0	180	West Jefferson / West Jefferson
87	Kris Michael	So.	WR	5-9	180	Dresden, Ohio / Tri-Valley
88	Johnathan Vincent	Jr.	DE	6-2	205	Lakewood, Ohio / Lakewood
89	Trent Tobias	So.	WR	5-10	180	Covington, Ohio / Covington
91	Chuck Thacker	Sr.	DE	5-10	245	Whitehall, Ohio / Whitehall-Yearling
92	Steve Clum	So.	DL	6-3	215	Pataskala, Ohio / Licking Heights
93	Alex Scotton	Fr.	DE	5-10	245	Independence, Ohio / Independence
94	Zachery Rodriguez	So.	NG	6-0	260	St. Thomas, Ontario Canada / Parkside Collegiate
95	Tyler Baker	So.	OLB	6-2	183	Upper Sandusky, Ohio / Upper Sandusky
96	Jonathan McClenathan	Jr.	DE	5-10	218	Cardington, Ohio / Lincoln
97	Kyler Mootz	Fr.	NG	5-8	255	Chillicothe, Ohio / Adena
99	P.J. Svingel	So.	OLB	6-0	205	Willoughby, Ohio / Willoughby South

HEAD COACH: Tim Doup

ASSISTANT COACHES: Allan Moore (Defensive Coordinator), Dan Damico (Offensive Coordinator), Peta Davila (Defensive Backs), Joshua Price (Quality Control), John Staten (Defensive Line), Greg Cady (Tight Ends), Todd Murgatroyd (Offensive Line), Anthony Korpieski (Outside Linebackers), Aaron Kincade (Wide Receivers), Colton Coy (Wide Receivers), Zach Grieves (Defensive Line), Rob Sakosky (Quarterbacks)

WILMINGTON ROSTER

No.	Name	Pos.	Ht.	Wt.	Cl.	Hometown/High School
	Kevin Carter	Fr.	DB	6-2	210	Louisville, KY / Pleasure Ridge Park
	Austin Jarbo	So.	QB	6-1	195	Gratis, OH / Preble Shawnee
	Corbin Starks	Fr.	WR	5-9	150	Indianapolis, IN / LaPorte
	Alex Gray	Fr.	WR	5-5	140	Madisonville, KY / North Hopkins
	Pierce Burnam	Fr.	WR	6-2	160	New Richmond, OH / New Richmond
	Eric Flynn, Jr.	Fr.	RB	5-9	165	Cleveland, OH / Central Catholic
	Cody Reigelsperger	Jr.	DB	6-1	170	Trenton, OH / Edgewood
	Tahj Sho-Johnson	Fr.	RB	5-7	170	Princeton, WV / Princeton
	Margust Charles	Fr.	CB	5-11	167	Lehigh Acres, FL / Lehigh Acres
	Tarrell Starkey	Jr.	LB	6-1	215	Richmond, VA / Highland Springs
0	Tyrik Burns	Fr.	WR	5-10	145	Newport News, VA / Denbigh
1	Daniel Crusan	Fr.	QB	6-1	193	Miami, FL / Palmetto
2	Devin Mize	Fr.	WR	5-9	150	New Paris, OH / National Trail
2	Canyon Wilder	So.	DB	6-3	180	Hilliard, OH / Central Crossing
4	Lane Stevenson	Fr.	QB	5-11	175	Brookville, OH / Brookville
5	Blake Valenzuela	Fr.	QB	5-11	185	Keystone Hts., FL / Keystone Hts.
6	Amari Bryant	Jr.	DB	5-8	200	West Chester, OH / Lakota West
7	John Spiva III	Fr.	DB	5-8	160	Louisville, KY / Pleasure Ridge Park
8	Brandon Mitchell	Fr.	QB	6-6	215	Pittsburgh, PA / Fox Chapel
8	Jason Phillips	Sr.	DL	6-0	245	Etiwanda, CA / Etiwanda
9	Franco Villella	Fr.	LB	5-7	155	Troy, OH / Miami East
0	Eric Watts	Sr.	DB	6-0	180	Zanesville, OH / Zanesville
1	Drew Dutoi	Sr.	DB	5-6	145	Bremen, IN / LaVille
3	James Stallion	Fr.	WR	5-9	135	LaFayette, GA / LaFayette
4	Breon Smith-Johnson	Fr.	DB	5-8	160	Columbus, OH / Africentric
5	Kal Butts	Fr.	WR	5-11	185	St. Johns, MI / St. Johns
6	James South	Fr.	DB	6-1	190	South Charleston, OH / Southeastern
7	Luke Baldwin	Fr.	DB	5-10	175	Hartsgrove, OH / Grand Valley
8	Darion Stallworth	Fr.	DB	5-6	185	Atlanta, GA / Arabian Mountain
9	Sam Tedtman	Fr.	DB	5-10	185	Louisville, KY / Atherton
0	Chase Manica	So.	RB	5-8	185	Shelbyville, KY / Shelby County
1	Tae Bell	Fr.	RB	5-10	220	Seattle, WA / Decatur
1	Trent Waters	So.	LB	5-6	160	Bowling Green, OH / Bowling Green
2	Jonathan King	Fr.	LB	5-9	195	Bellefontaine, OH / Bellefontaine
3	Isaiah Young	Fr.	DL	5-7	246	Louisville, KY / Pleasure Ridge Park
4	Matt Arnold	Fr.	DB	5-7	155	Hillsboro, OH / Hillsboro
5	Jared Burson	Sr.	LB	6-2	230	Springboro, OH / Springboro
6	Yariel Munoz, Jr.	Fr.	RB	5-11	210	Loxahatchee, FL / Seminole Ridge
7	Kyle Davis	Jr.	RB	5-9	205	Wilmington, OH / Wilmington
8	Anthoni Roberts	Fr.	DB	5-9	175	Bellefontaine, OH / Benjamin Logan
9	Kentrell Lodge	Fr.	LB	5-7	170	Cleveland, OH / Salem (GA)
0	Darren Warluft	Fr.	LB	5-10	210	North Canton, OH / Malvern
1	Matt Stooksbury	Sr.	TE	6-4	230	Centerburg, OH / Highland
2	Mason Poland	Jr.	DB	6-1	195	Mechanicsburg, OH / Mechanicsburg
3	Zach Scott	Fr.	LB	6-1	200	Sidney, OH / Sidney
4	Mason Will	Fr.	LB	5-11	205	Plain City, OH / Jonathan Alder
5	Nick Williams	Jr.	LB	5-10	195	Cleveland, OH / Fairview
6	Matt Toops	So.	LB	5-11	210	South Charleston, OH / Southeastern
7	Tommy Fox	So.	LB	5-9	185	Bremen, OH / Fairfield Union
8	Tyler Karshner	So.	LB	6-1	170	Columbus, OH / Westland
9	Grant Brown	So.	K	5-8	190	Stoutsville, OH / Stoutsville
9	Jeremie Wiggins	Fr.	FB	5-8	195	Spencer, OH / Black River
0	Brandon Wogoman	Fr.	OL	5-10	250	Tipp City, OH / Tippencanoe
1	David Branham, Jr.	Fr.	LB	5-11	180	Cable, OH / West Liberty-Salem
1	Tyler Johnson	Jr.	OL	6-4	245	Lebanon, OH / Lebanon

WILMINGTON ROSTER

No.	Name	Pos.	Ht.	Wt.	Cl.	Hometown/High School
53	Austin Brammer	Fr.	DL	6-0	235	Jamestown, OH / Greeneview
54	David Henry	So.	LB	5-11	240	Wilmington, OH / Wilmington
55	Jacob Fugate	Jr.	LB	5-11	185	Yellow Springs, OH / Yellow Springs
56	Grant Frasher	Fr.	LB	5-10	185	Cooper City, FL / Cooper City
57	Von Hines	So.	OL	5-9	230	Little Rock, AR / Hall
58	Lane Hacker	Fr.	OL	6-2	235	Cloverdale, IN / South Putnam
59	Derek Whitesed	Fr.	DL	5-7	250	Tarleton, OH / Logan Elm
60	Darren Milligan	Fr.	DL	5-11	250	Franklin, OH / Carlisle
61	Scott Miller	Fr.	DL	6-3	240	Convoy, OH / Crestview
62	Deron Hammond	Fr.	OL	6-1	320	Dupont, IN / Madison
63	Hayden Eriksen	Fr.	OL	5-10	225	Springfield, OH / Southeastern
64	Austin Volino	Fr.	OL	5-10	200	Malvern, OH / Malvern
66	Nate Smith	Fr.	OL	6-1	270	Union City, IN / Union City
67	Quay Evan	Fr.	OL	6-3	240	Indianapolis, IN / George Washington
68	Daniel Hall	Fr.	DL	6-0	235	Goshen, KY / North Oldham
70	Scott Duncan	Sr.	OL	5-11	195	Liberty Township, OH / Lakota East
71	Sterling Clark	Fr.	OL	6-6	300	Cincinnati, OH / Northwest
72	Spencer Carroll	So.	OL	6-4	310	Roxboro, NC / North Person
73	Matt Buell	Jr.	OL	6-4	300	Camden, OH / Preble Shawnee
74	Tyler DeVore	Sr.	OL	5-9	265	Springfield, OH / Greenon
75	Jamie Green	Fr.	DL	5-11	280	Trenton, OH / Edgewood
76	Brady Smallbarger	Fr.	LB	5-10	180	Troy, OH / Miami East
77	Hayden Lowe	Fr.	DL	6-2	230	Belpre, OH / Belpre
78	Konnor Kisner	Fr.	OL	6-3	280	Tipp City, OH / Tippecanoe
80	Dylan Voltz	Fr.	WR	6-4	185	Mt. Sterling, OH / Madison Plains
81	Justin Lee	Jr.	WR	6-3	170	Middletown, OH / Madison
82	Isaiah Eskridge	Fr.	WR	5-6	150	Detroit, MI / Henry Ford Academy
83	PJ Meyer	Fr.	WR	6-0	180	Cincinnati, OH / Elder
84	Mitch Haasz	Fr.	WR	6-3	185	Malvern, OH / Malvern
85	Jeremy Duncan	Jr.	WR	6-6	230	Cincinnati, OH / Archbishop Moeller
86	Tyler Tarnowski	So.	WR	6-1	185	Broadview Hts, OH / Brecksville-Broadview Hts.
87	Cole Voltz	Jr.	K/P	6-5	175	Mt. Sterling, OH / Mt. Sterling
88	Tyler Brummett	Fr.	TE	6-1	205	West Union, OH / Manchester
89	Karl Knutsson	Fr.	TE	6-4	220	Akersberga, Sweden / John Bauergymnasiet
90	Ryan Prince	Fr.	DL	6-1	215	Urbana, OH / Urbana
91	Anthony Ruegg	Fr.	K	5-9	205	Waynesburg, OH / Malvern
92	Terrance Narcisse-Murphy	Fr.	LB	5-8	195	Casselberry, FL / Lyman
93	Jevon Copeland	Fr.	DL	6-2	275	Cincinnati, OH / Colerain
94	Nik Logic	Fr.	LB	5-11	180	Sidney, OH / Sidney
96	Brent Rountree	So.	DL	6-2	252	Ocala, FL / Vanguard
97	Connor McCarthy	So.	FB	5-7	225	Madeira, OH / Madeira
98	Curtis Bramkamp	Fr.	DL	6-1	230	Walton, KY / Walton Verona
99	Linden Ayoki	Jr.	DL	6-1	315	Cincinnati, OH / LaSalle

HEAD COACH: Stacey Hairston

ASSISTANT COACHES: Greg Forest (Offensive Coordinator), Andy Fries (Offensive Line), Bryce Bozman (Defensive Line), Marque Jones (Receivers), Will Isaac (Running Back), Will Bowman (Linebacker), Ryan Howell (Defensive Line), Phil Kaiser (Offensive Intern), Tim Callahan (Defensive Intern).

WHEN WILMINGTON HAS THE BALL



Slot
#81 Justin Lee
(6-2, 170, Jr.)
#4 Alex Gray
(5-5, 149, Fr.)

Running Back
#30 Chase Manica
(5-8, 185, So.)
#5 Eric Flynn, Jr.
(5-9, 165, Fr.)



Quarterback
#2 Austin Jarbo
(6-0, 180, So.)
#18 Brandon Mitchell
(6-5, 210, Fr.)



Flanker
#10 Tyrik Burns
(5-10, 145, Fr.)
#25 Kal Butts
(5-11, 185, Fr.)



Wide Receiver
#85 Jeremy Duncan
(6-5, 225, Jr.)
#83 P.J. Meyer
(6-0, 183, Fr.)



Right Tackle
#71 Sterling Clark
(6-6, 300, Fr.)
#66 Nathan Smith
(6-1, 270, Fr.)



Right Guard
#70 Scott Duncan
(5-10, 275, Sr.)
#63 Hayden Eriksen
(5-10, 225, Fr.)



Center
#74 Tyler DeVore
(5-9, 265, Sr.)
#50 Brandon Wogoman
(5-10, 250, Fr.)



Left Guard
#73 Matt Buell
(6-3, 280, Jr.)
#64 Austin Volino
(5-10, 230, Fr.)



Left Tackle
#78 Konnor Kisner
(6-3, 280, Fr.)
#58 Lane Hacker
(6-2, 235, Fr.)



Tight End
#41 Matt Stooksbury
(6-4, 230, Sr.)
#88 Tyler Brummett
(6-1, 205, Fr.)



Cornerback
#5 Ty Compton
(5-10, 165, Sr.)
#24 Jordan Keaton
(5-8, 160, Sr.)



Defensive End
#51 Evan Bergenstein
(6-0, 230, Sr.)
#88 Johnathan Vincent
(6-2, 205, Jr.)



Nose Tackle
#68 Tyler Green
(6-0, 287, Sr.)
#91 Chuck Thacker
(5-10, 245, Sr.)



Defensive Tackle
#45 Kyle Blust
(5-9, 210, Fr.)
#44 Dalton Jarvis
(6-0, 220, So.)



Cornerback
#26 Alex Cameron
(5-9, 165, Sr.)
#32 Jordan Keaton
(5-8, 160, So.)



Linebacker
#12 Will Brett
(5-11, 185, So.)
#38 Miles Crawley
(5-11, 215, Jr.)



Linebacker
#3 Austin Jones
(5-9, 210, So.)
#41 Dakota Schwan
(5-10, 230, Sr.)



Linebacker
#23 Preston Pearson
(5-10, 200, Sr.)
#42 Nick Toledo
(5-10, 215, So.)



Linebacker
#47 Zach Hamilton
(5-9, 185, Sr.)
#19 Michael Greenwell
(6-1, 205, Sr.)



Safety
#11 Ryan Moore
(5-8, 155, Sr.)
#26 Dakota Smith
(6-0, 190, Fr.)

Safety
#7 Jordan Bonifas
(6-0, 195, Sr.)
#21 Josh Bichsel
(5-8, 170, Jr.)

Otterbein Specialists

Punter: #24 Jordan Keaton (5-8, 160, Jr.)
#15 Ryan Thombs (6-1, 225, Sr.)
Place Kicker: #25 Alana Gaither (5-5, 125, Sr.)
#14 Nick Ganus (6-0, 155, Sr.)
Kick Returner: #20 Tyler Hammond (5-7, 168, Sr.)
#35 John Pyles (5-7, 190, Jr.)
Punt Returner: #1 Cole Benner (5-11, 165, Sr.)
#32 Christian Brett (6-0, 180, So.)
Snapper: #55 Jacob Schafer (5-11, 280, Fr.)
#66 Grant Noppenberger (6-1, 271, Jr.)
Holder: #16 Thomas Linder (6-4, 205, Sr.)



WHEN OTTERBEIN HAS THE BALL

Running Back
#6 Drew Ervin
 (6-0, 230, Jr.)
#27 Reid Hutchison
 (5-11, 207, So.)



Fullback
#37 Dylan Wears
 (5-9, 215, Fr.)
#44 Dalton Jarvis
 (6-0, 220, So.)

Quarterback
#4 Brick Davis
 (6-3, 185, Sr.)
#18 Kevan Green
 (6-1, 205, Jr.)



Receiver
#86 Logan Stepp
 (6-0, 180, Fr.)
#10 Aaron Thompson
 (5-11, 170, Jr.)



Split End
#9 Travis Laird
 (5-10, 180, Sr.)
#89 Trent Tobias
 (5-10, 180, So.)



Right Tackle
#50 Case Troyer
 (6-3, 275, Fr.)
#59 Justin Henry
 (6-3, 260, So.)



Right Guard
#70 Ryan Mickle
 (6-0, 285, Jr.)
#67 Kyle Stroschen
 (6-2, 258, Fr.)



Center
#66 Grant Noppenberger
 (6-1, 250, Jr.)
#79 Zach Wilson
 (6-2, 240, So.)



Left Guard
#64 Jared Withers
 (6-2, 350, So.)
#71 David Shupp
 (6-0, 295, So.)



Left Tackle
#75 Justin Christoff
 (6-3, 250, Jr.)
#65 Jake McCreary
 (6-4, 260, Fr.)



Tight End
#84 Bryson Wray
 (6-3, 226, So.)
#83 Chad McCray
 (6-2, 205, Jr.)



Linebacker
#55 Jacob Fugate
 (5-10, 185, Jr.)
#92 T. Narcisse-Murphy
 (5-8, 195, Fr.)

Defensive End
#35 Jared Burson
 (6-2, 210, Jr.)
#96 Brent Rountree
 (6-2, 252, Fr.)



Nose Guard
#99 Linden Ayoki
 (6-0, 300, Jr.)
#60 Darren Milligan
 (5-11, 250, Fr.)



Defensive End
#90 Ryan Prince
 (6-1, 215, Fr.)
#68 Daniel Hall
 (6-0, 235, Fr.)



Linebacker
#45 Nick Williams
 (5-10, 210, Jr.)
#19 Franco Villella
 (5-7, 155, Fr.)



Cornerback
#8 Margust Charles
 (5-11, 167, Fr.)
#28 Darion Stallworth
 (5-6, 185, Fr.)

Linebacker
#9 Tarrell Starkey
 (6-1, 215, Jr.)
#51 David Branham, Jr.
 (5-11, 180, Fr.)



Strong Safety
#20 Eric Watts
 (6-0, 180, Jr.)
#1 Kevin Carter
 (6-2, 210, Fr.)

Free Safety
#6 Cody Reigelsperger
 (6-1, 170, Sr.)
#12 Canyon Wilder
 (6-3, 180, So.)



Linebacker
#54 David Henry
 (5-11, 240, So.)
#47 Tommy Fox
 (5-9, 185, So.)



Cornerback
#24 B. Smith-Johnson
 (5-8, 160, Fr.)
#21 Drew Dutoi
 (5-6, 145, Fr.)

Wilmington Specialists

Punter: **#56 Grant Frasher** (5-10, 185, Fr.)
#43 Zach Scott (6-1, 200, Fr.)
Place Kicker: **#49 Grant Brown** (5-8, 190, So.)
#91 Anthony Ruegg (5-9, 205, Fr.)
Holder: **#81 Justin Lee** (6-2, 170, Jr.)
#1 Kevin Carter (6-2, 210, Fr.)
Snapper: **#25 Kal Butts** (5-11, 185, Fr.)
#15 Blake Valenzuela (5-11, 185, Fr.)
Returns: **#10 Tyrik Burns** (5-10, 145, Fr.)
#5 Eric Flynn, Jr. (5-9, 165, Fr.)



WILMINGTON STATS

Date	Opponent	Score	Att.
Sep 6, 2014	at Olivet	L 24-41	2225
* Sep 20, 2014	at Capital	L 21-34	2200

Rushing	gp	att	gain	loss	net	avg	td	lg	avg/g
Austin Jarbo	2	29	234	28	206	7.1	1	28	103.0
Chase Manica	2	34	156	13	143	4.2	1	42	71.5
B. Mitchell	1	11	51	4	47	4.3	1	16	47.0
Eric Flynn, Jr.	2	10	18	2	16	1.6	0	7	8.0
Justin Lee	2	1	3	0	3	3.0	0	3	1.5
Total	2	88	462	52	410	4.7	3	42	205.0
Opponents	2	85	532	62	470	5.5	7	49	235.0

Passing	gp	effic	comp-att-int	pct	yds	td	lg	avg/g
Austin Jarbo	2	118.19	19-37-3	51.4	248	3	43	124.0
B. Mitchell	1	226.40	8-10-0	80.0	135	1	58	135.0
Total	2	141.22	27-47-3	57.4	383	4	58	191.5
Opponents	2	165.80	30-45-1	66.7	437	3	42	218.5

Receiving	gp	no.	yds	avg	td	lg	avg/g
Justin Lee	2	11	165	15.0	2	37	82.5
Jeremy Duncan	2	5	117	23.4	1	58	58.5
Tyrik Burns	2	3	27	9.0	0	13	13.5
Kal Butts	2	3	26	8.7	1	11	13.0
Chase Manica	2	2	22	11.0	0	14	11.0
Eric Flynn, Jr.	2	2	14	7.0	0	15	7.0
Matt Stooksbury	2	1	12	12.0	0	12	6.0
Total	2	27	383	14.2	4	58	191.5
Opponents	2	30	437	14.6	3	42	218.5

Field Goals	fg	pct.	01-19	20-29	30-39	40-49	50-99	lg	blk
Grant Brown	0-2	0.0	0-0	0-0	0-1	0-1	0-0	0	0

Scoring	td	fg	PAT				dxp	saf	pts
			kick	rush	rcv	pass			
Justin Lee	2	-	-	-	-	-	-	-	12
Jeremy Duncan	1	-	-	-	-	-	-	-	6
B. Mitchell	1	-	-	-	-	-	-	-	6
Kal Butts	1	-	-	-	-	-	-	-	6
Chase Manica	1	-	-	0-1	-	-	-	-	6
Austin Jarbo	1	-	-	-	0-2	-	-	-	6
Anthony Ruegg	-	-	3-3	-	-	-	-	-	3
Grant Brown	-	0-2	0-1	-	-	-	-	-	0
Total	7	0-2	3-4	0-1	0-2	-	-	-	45
Opponents	11	0-1	9-10	0-1	-	-	-	-	75

Score by Quarters	1st	2nd	3rd	4th	OT	Total
Wilmington	7	19	6	13	0	45
Opponents	28	21	19	7	0	75

Record:	Overall	Home	Away	Neutral
All games	0-2	0-0	0-2	0-0
Conference	0-1	0-0	0-1	0-0
Non-Conference	0-1	0-0	0-1	0-0

Team Statistics	WILM	OPP
FIRST DOWNS	40	47
Rushing	20	24
Passing	14	19
Penalty	6	4
RUSHING YARDAGE	410	470
Rushing Attempts	88	85
Average Per Rush	4.7	5.5
Average Per Game	205.0	235.0
TDs Rushing	3	7
PASSING YARDAGE	383	437
Comp-Att-Int	27-47-3	30-45-1
Average Per Pass	8.1	9.7
Average Per Catch	14.2	14.6
Average Per Game	191.5	218.5
TDs Passing	4	3
TOTAL OFFENSE	793	907
Average Per Play	5.9	7.0
Average Per Game	396.5	453.5
KICK RETURNS: #Yards	12-247	6-162
PUNT RETURNS: #Yards	3-95	2-26
INT RETURNS: #Yards	1-16	3-93
FUMBLES-LOST	4-4	3-2
PENALTIES-Yards	19-188	17-150
PUNTS-AVG	6-34.7	7-39.4
TIME OF POSSESSION/Game	28:40	31:20
3RD-DOWN Conversions	9/26	6/20
4TH-DOWN Conversions	3/5	3/4

Interceptions	no.	yds	avg	td	lg
Kevin Carter	1	16	16.0	0	16

Punting	no.	yds	avg	lg	tb	fc	i20	50+	blk
Grant Frasher	4	104	26.0	40	0	0	0	0	0
Cole Voltz	2	104	52.0	63	1	0	0	1	0

Punt Returns	no.	yds	avg	td	lg
Tyrik Burns	2	91	45.5	0	86
T. Starckey	1	4	4.0	0	4
Total	3	95	31.7	0	86
Opponents	2	26	13.0	0	19

Kick Returns	no.	yds	avg	td	lg
T. Starckey	10	223	22.3	0	49
Margust Charles	1	2	2.0	0	2
Tyrik Burns	1	22	22.0	0	22
Total	12	247	20.6	0	49
Opponents	6	162	27.0	0	41

All Purpose	g	rush	rcv	pr	kr	ir	total	avg/g
T. Starckey	2	0	0	4	223	0	227	113.5
Austin Jarbo	2	206	0	0	0	0	206	103.0
Justin Lee	2	3	165	0	0	0	168	84.0
Total	2	410	383	95	247	16	1151	575.5
Opponents	2	470	437	26	162	93	1188	594.0

Total Offense	g	plays	rush	pass	total	avg/g
Austin Jarbo	2	66	206	248	454	227.0
B. Mitchell	1	21	47	135	182	182.0
Chase Manica	2	34	143	0	143	71.5
Total	2	135	410	383	793	396.5
Opponents	2	130	470	437	907	453.5

#	Defensive Leaders	gp	ua	Tackles		tfl/yds	Sacks	Pass defense		Fumbles		blkd		
				a	tot		no-yds	int-yds	brup	qbh	rcv-yds	ff	kick	saf
45	Nick Williams	2	16	8	24	0.5-1								
9	T. Starckey	2	15	6	21	2.0-11	1-10							
6	C.Reigelsperger	2	9	6	15									
54	David Henry	2	6	4	10	1.5-8								
99	Linden Ayoki	2	6	3	9	1.5-10	1-10							
Total		2	80	46	126	8-38	2-20	1-16	1		2-22	2	1	
Opponents		2	90	52	142	17-51	2-13	3-93	3		4-0	3		

OTTERBEIN STATS

ALL GAMES.....	(1-1-0)	(1-0-0)	(0-1-0)	(0-0-0)
CONFERENCE.....	(1-0-0)	(1-0-0)	(0-0-0)	(0-0-0)
NON-CONFERENCE.....	(0-1-0)	(0-0-0)	(0-1-0)	(0-0-0)

DATE	OPPONENT	W/L	SCORE	ATTEND
09/06/14	at #9 St. John Fisher Coll	L	14-36	2620
*Sep 20, 2014	MARIETTA COLLEGE	W	20-0	3220

* denotes conference game

RUSHING	GP	Att	Gain	Loss	Net	Avg	TD	Long	Avg/G
R. Hutchison	2	21	210	8	202	9.6	1	82	101.0
Drew Ervin	2	14	52	3	49	3.5	1	18	24.5
John Pyles	2	13	42	0	42	3.2	0	10	21.0
Tyler Hammond	2	3	34	0	34	11.3	0	20	17.0
Cole Benner	2	2	5	0	5	2.5	0	4	2.5
Brick Davis	2	14	43	40	3	0.2	1	16	1.5
Ty Compton	2	1	0	0	0	0.0	0	0	0.0
Team	1	1	0	2	-2	-2.0	0	0	-2.0
Total.....	2	69	386	53	333	4.8	3	82	166.5
Opponents.....	2	88	329	68	261	3.0	1	28	130.5

PASSING	GP	Effic	Cmp-Att-Int	Pct	Yds	TD	Lng	Avg/G
Brick Davis	2	113.83	42-64-0	65.6	328	1	22	164.0
Total.....	2	113.83	42-64-0	65.6	328	1	22	164.0
Opponents.....	2	135.04	39-63-2	61.9	439	4	46	219.5

RECEIVING	GP	No.	Yds	Avg	TD	Long	Avg/G
Travis Laird	2	9	68	7.6	0	22	34.0
Cole Benner	2	6	53	8.8	0	16	26.5
Drew Ervin	2	5	27	5.4	0	9	13.5
R. Hutchison	2	4	44	11.0	0	20	22.0
Christian Brett	1	4	26	6.5	0	13	26.0
Ryan Thombs	1	2	37	18.5	0	22	37.0
Bryson Wray	2	2	25	12.5	0	19	12.5
Tyler Hammond	2	2	14	7.0	0	14	7.0
John Pyles	2	2	10	5.0	0	20	5.0
Austin Sanders	1	2	8	4.0	0	5	8.0
Aaron Thompson	2	2	4	2.0	0	3	2.0
Kyle Pisano	1	1	9	9.0	0	9	9.0
Chad McCray	2	1	3	3.0	1	3	1.5
Total.....	2	42	328	7.8	1	22	164.0
Opponents.....	2	39	439	11.3	4	46	219.5

FIELD GOALS	FGM-FGA	Pct	01-19	20-29	30-39	40-49	50-99	Lg	Blk
Nick Ganus	0-1	0.0	0-0	0-0	0-0	0-1	0-0	0	0
Alana Gaither	2-2	100.0	0-0	2-2	0-0	0-0	0-0	21	0

SCORING	TD	FGs	Kick	Rush	Rcv	Pass	DXP	Saf	Points
Alana Gaither	0	2-2	4-4	0-0	0	0-0	0	0	10
Chad McCray	1	0-0	0-0	0-0	0	0-0	0	0	6
Drew Ervin	1	0-0	0-0	0-0	0	0-0	0	0	6
Brick Davis	1	0-0	0-0	0-0	0	0-0	0	0	6
R. Hutchison	1	0-0	0-0	0-0	0	0-0	0	0	6
Nick Ganus	0	0-1	0-0	0-0	0	0-0	0	0	0
Total.....	4	2-3	4-4	0-0	0	0-0	0	0	34
Opponents.....	5	0-0	4-5	0-0	0	0-0	0	1	36

SCORE BY QUARTERS	1st	2nd	3rd	4th	Total
OTTERBEIN UNIVERSITY	7	7	14	6	34
OPPONENTS.....	7	7	22	0	36

TOTAL OFFENSE	G	Plays	Rush	Pass	Total	Avg/G
Brick Davis	2	78	3	328	331	165.5
R. Hutchison	2	21	202	0	202	101.0
Drew Ervin	2	14	49	0	49	24.5
John Pyles	2	13	42	0	42	21.0
Tyler Hammond	2	3	34	0	34	17.0
Total.....	2	133	333	328	661	330.5

TEAM STATISTICS	OTT	OPP
FIRST DOWNS.....	36	36
Rushing.....	12	17
Passing.....	17	18
Penalty.....	7	1
RUSHING YARDAGE.....	333	261
Yards gained rushing...	386	329
Yards lost rushing....	53	68
Rushing Attempts.....	69	88
Average Per Rush.....	4.8	3.0
Average Per Game.....	166.5	130.5
TDs Rushing.....	3	1
PASSING YARDAGE.....	328	439
Att-Comp-Int.....	64-42-0	63-39-2
Average Per Pass.....	5.1	7.0
Average Per Catch.....	7.8	11.3
Average Per Game.....	164.0	219.5
TDs Passing.....	1	4
TOTAL OFFENSE.....	661	700
Total Plays.....	133	151
Average Per Play.....	5.0	4.6
Average Per Game.....	330.5	350.0
KICK RETURNS: #-YARDS...	7-133	5-111
PUNT RETURNS: #-YARDS...	3-1	6--7
INT RETURNS: #-YARDS....	2-105	0-0
FUMBLES-LOST.....	7-6	3-1
PENALTIES-YARDS.....	10-64	12-127
PUNTS-AVG.....	9-36.6	11-35.0
TIME OF POSSESSION/GAME..	28:28	31:32
3RD-DOWN CONVERSIONS....	6/25	12/33
4TH-DOWN CONVERSIONS....	3/6	3/10

INTERCEPTIONS	No.	Yds	Avg	TD	Long
Ryan Moore	1	19	19.0	0	19
Jordan Bonifas	1	86	86.0	0	86
Total.....	2	105	52.5	0	86
Opponents.....	0	0	0.0	0	0

PUNTING	No.	Yds	Avg	Long	TB	FC	I20	Blkd
Jordan Keaton	9	329	36.6	49	0	1	1	0
Total.....	9	329	36.6	49	0	1	1	0
Opponents.....	11	385	35.0	45	0	4	6	0

PUNT RETURNS	No.	Yds	Avg	TD	Long
Cole Benner	1	3	3.0	0	3
Jalen Liggins	1	2	2.0	0	0
Christian Brett	1	-4	-4.0	0	0
Total.....	3	1	0.3	0	3
Opponents.....	6	-7	-1.2	0	4

KICK RETURNS	No.	Yds	Avg	TD	Long
Tyler Hammond	7	133	19.0	0	28
Total.....	7	133	19.0	0	28
Opponents.....	5	111	22.2	0	38

ALL PURPOSE	G	Rush	Rec	PR	KOR	IR	Tot	Avg/G
R. Hutchison	2	202	44	0	0	0	246	123.0
Tyler Hammond	2	34	14	0	133	0	181	90.5
Jordan Bonifas	2	0	0	0	0	86	86	43.0
Drew Ervin	2	49	27	0	0	0	76	38.0
Travis Laird	2	0	68	0	0	0	68	34.0
Total.....	2	333	328	1	133	105	900	450.0
Opponents.....	2	261	439	-7	111	0	804	402.0

SEASON SUPERLATIVES

Rushes	20	Austin Jarbo at Olivet (Sep 6, 2014)
Yards Rushing	150	Austin Jarbo at Olivet (Sep 6, 2014)
TD Rushes	1	Chase Manica at Olivet (Sep 6, 2014)
	1	Austin Jarbo at Capital (Sep 20, 2014)
	1	B. Mitchell at Capital (Sep 20, 2014)
Long Rush	42	Chase Manica at Capital (Sep 20, 2014)
Pass attempts	25	Austin Jarbo at Olivet (Sep 6, 2014)
Pass completions	12	Austin Jarbo at Olivet (Sep 6, 2014)
Yards Passing	192	Austin Jarbo at Olivet (Sep 6, 2014)
TD Passes	3	Austin Jarbo at Olivet (Sep 6, 2014)
Long Pass	58	B. Mitchell at Capital (Sep 20, 2014)
Receptions	6	Justin Lee at Capital (Sep 20, 2014)
Yards Receiving	96	Justin Lee at Olivet (Sep 6, 2014)
TD Receptions	2	Justin Lee at Olivet (Sep 6, 2014)
Long Reception	58	Jeremy Duncan at Capital (Sep 20, 2014)
Punts	3	Grant Frasher at Capital (Sep 20, 2014)
Punting Avg	52.0	Cole Voltz at Olivet (Sep 6, 2014)
Long Punt	63	Cole Voltz at Olivet (Sep 6, 2014)
Long Punt Return	86	Tyrik Burns at Olivet (Sep 6, 2014)
Long Kickoff Return	49	T. Starckey at Olivet (Sep 6, 2014)
Tackles	13	Nick Williams at Olivet (Sep 6, 2014)
Sacks	1.0	T. Starckey at Olivet (Sep 6, 2014)
	1.0	Linden Ayoki at Capital (Sep 20, 2014)
Tackles For Loss	2.0	T. Starckey at Olivet (Sep 6, 2014)
Interceptions	1	Kevin Carter at Olivet (Sep 6, 2014)

Rushes	46	at Capital (Sep 20, 2014)
Yards Rushing	221	at Capital (Sep 20, 2014)
Yards Per Rush	4.8	at Capital (Sep 20, 2014)
TD Rushes	2	at Capital (Sep 20, 2014)
Pass attempts	25	at Olivet (Sep 6, 2014)
Pass completions	15	at Capital (Sep 20, 2014)
Yards Passing	192	at Olivet (Sep 6, 2014)
Yards Per Pass	8.7	at Capital (Sep 20, 2014)
TD Passes	3	at Olivet (Sep 6, 2014)
Total Plays	68	at Capital (Sep 20, 2014)
Total Offense	412	at Capital (Sep 20, 2014)
Yards Per Play	6.1	at Capital (Sep 20, 2014)
Points	24	at Olivet (Sep 6, 2014)
Sacks By	1	at Olivet (Sep 6, 2014)
	1	at Capital (Sep 20, 2014)
First Downs	21	at Capital (Sep 20, 2014)
Penalties	10	at Olivet (Sep 6, 2014)
Penalty Yards	113	at Capital (Sep 20, 2014)
Turnovers	5	at Capital (Sep 20, 2014)
Interceptions By	1	at Olivet (Sep 6, 2014)
Punts	3	at Olivet (Sep 6, 2014)
	3	at Capital (Sep 20, 2014)
Punting Avg	35.7	at Olivet (Sep 6, 2014)
Long Punt	63	at Olivet (Sep 6, 2014)
Long Punt Return	86	at Olivet (Sep 6, 2014)

OPPONENT INDIVIDUAL GAME HIGHS

Rushes	25	Brent Walton, at Capital (Sep 20, 2014)
Yards Rushing	222	Brent Walton, at Capital (Sep 20, 2014)
TD Rushes	2	Damorris Lilly, at Olivet (Sep 6, 2014)
	2	Brent Walton, at Capital (Sep 20, 2014)
Long Rush	49	Brent Walton, at Capital (Sep 20, 2014)
Pass attempts	36	Braden Black, at Olivet (Sep 6, 2014)
Pass completions	25	Braden Black, at Olivet (Sep 6, 2014)
Yards Passing	349	Braden Black, at Olivet (Sep 6, 2014)
TD Passes	3	Braden Black, at Olivet (Sep 6, 2014)
Long Pass	42	Braden Black, at Olivet (Sep 6, 2014)
Receptions	9	Jason Barbosa, at Olivet (Sep 6, 2014)
Yards Receiving	186	Jason Barbosa, at Olivet (Sep 6, 2014)
TD Receptions	3	Kyle Bryson, at Olivet (Sep 6, 2014)
Long Reception	42	Jason Barbosa, at Olivet (Sep 6, 2014)
Punts	5	Dylan Allard, at Olivet (Sep 6, 2014)
Punting Avg	42.5	Tanner Gillum, at Capital (Sep 20, 2014)
Long Punt	46	Dylan Allard, at Olivet (Sep 6, 2014)
Punts inside 20	2	Tanner Gillum, at Capital (Sep 20, 2014)
Long Punt Return	19	Zak Wirick, at Capital (Sep 20, 2014)
Long Kickoff Return	41	Javon Moore, at Olivet (Sep 6, 2014)
Tackles	9	TJ Langermeier, at Capital (Sep 20, 2014)
Sacks	1.0	Trevor Garbow, at Olivet (Sep 6, 2014)
	1.0	Cody Ross, at Olivet (Sep 6, 2014)
Tackles For Loss	3.5	TJ Langermeier, at Capital (Sep 20, 2014)
Interceptions	1	Beau Langs, at Olivet (Sep 6, 2014)
	1	Tyler Gorby, at Olivet (Sep 6, 2014)
	1	Joe Rodriguez, at Capital (Sep 20, 2014)

OPPONENT TEAM GAME HIGHS

Rushes	49	at Capital (Sep 20, 2014)
Yards Rushing	264	at Capital (Sep 20, 2014)
Yards Per Rush	5.7	at Olivet (Sep 6, 2014)
TD Rushes	4	at Capital (Sep 20, 2014)
Pass attempts	37	at Olivet (Sep 6, 2014)
Pass completions	26	at Olivet (Sep 6, 2014)
Yards Passing	358	at Olivet (Sep 6, 2014)
Yards Per Pass	9.9	at Capital (Sep 20, 2014)
TD Passes	3	at Olivet (Sep 6, 2014)
Total Plays	73	at Olivet (Sep 6, 2014)
Total Offense	564	at Olivet (Sep 6, 2014)
Yards Per Play	7.7	at Olivet (Sep 6, 2014)
Points	41	at Olivet (Sep 6, 2014)
Sacks By	2	at Olivet (Sep 6, 2014)
First Downs	27	at Olivet (Sep 6, 2014)
Penalties	9	at Olivet (Sep 6, 2014)
Penalty Yards	80	at Olivet (Sep 6, 2014)
Turnovers	2	at Capital (Sep 20, 2014)
Interceptions By	2	at Olivet (Sep 6, 2014)
Punts	5	at Olivet (Sep 6, 2014)
Punting Avg	42.5	at Capital (Sep 20, 2014)
Long Punt	46	at Olivet (Sep 6, 2014)
Punts inside 20	2	at Capital (Sep 20, 2014)
Long Punt Return	19	at Capital (Sep 20, 2014)

SINGLE-GAME RECORDS

INDIVIDUAL

Total Offense

576	Eric Noble vs. Urbana.....	1994
508	Eric Noble vs. Geneva	1994
486	Adam Ryan vs. Franklin.....	1999

Rushing Yards

239	Will Isaac vs. Heidelberg	2002
238	Mel Sunderland vs. Urbana	1986
236	Doug Eastes vs. Mount St. Joseph.....	1995

Rushing Attempts

45	Doug Eastes vs. Mount St. Joseph.....	1995
42	Tim Andrew vs. Defiance.....	1991
41	Will Isaac vs. Heidelberg	2002
41	Doug Eastes vs. Urbana	1995

Rushing Touchdowns

5	Bulldog Smith vs. Cedarville	1929
3	Nine Times	

Passing Yards

575	Eric Noble vs. Adrian	1995
507	Eric Noble vs. Geneva	1994
465	Adam Ryan vs. Franklin.....	1999

Passing Attempts

66	Eric Noble vs. Adrian	1995
63	Eric Noble vs. Geneva	1994
54	Brandon Arehart vs Heidelberg .	2013

Pass Completions

34	Eric Noble vs. Urbana.....	1994
34	Jim Ballard vs. Evansville	1990
32	Eric Noble vs. Adrian	1995
32	Eric Noble vs. Geneva	1994

Passing Touchdowns

6	Billy Blackburn vs. John Carroll ..	2007
5	Nine Times	

Interceptions Thrown

6	Jim Ballard vs. Defiance.....	1990
5	Adam Ryan vs. Heidelberg	2000
5	Jim Sposet vs. Westminster.....	1982

Receiving Yards

327	Jeremy Duncan vs Muskingum .	2013
275	Derron Calvert vs. Union	1986
264	Chris Garrity vs. Mount St. Joseph.....	1993

Receptions

17	Chris Garrity vs. Defiance.....	1993
16	Jason Tinchier vs. Urbana.....	1994
16	Jason Tinchier vs. Defiance.....	1994

Touchdown Receptions

4	Marque Jones vs. Muskingum	2007
4	Jon Cain vs. Capital.....	2000
4	Chris Garrity vs. Defiance.....	1993

Points

31	Chuck Weimer vs. Defiance.....	1926
30	Bulldog Smith vs. Cedarville	1929
24	Six Times	

Field Goals

3	Troy Gantz vs. Tiffin.....	1991
3	Art Steele vs. Baldwin-Wallace .	2000

Field Goal Attempts

4	Bill Cooper vs. Bluffton	1995
3	Val Haunn vs. Thomas More	1993
3	Greg Sczurek vs. Tiffin	1992
3	Troy Gantz vs. Tiffin.....	1991

PAT's Made

7	Art Steele vs. Olivet.....	1999
7	Bart Vaughn vs. Franklin.....	1998
7	Kurt Kiessling vs. Urbana	1987

PAT's Attempted

8	Art Steele vs. Franklin	1999
8	Kurt Kiessling vs. Urbana	1987
7	Four Times	

Punts

11	Rex Pitsinger vs. Mount Union...	2008
11	Brent Schertz vs. Baldwin Wallace	2007
11	Drew Springer vs. Mt. Union	2004

Tackles

21	Bryce Martin vs. Baldwin-Wallace	2009
21	Lance Barker vs. Bluffton	1988
19	Chris Medley vs. Ohio Northern	2005
19	Chad Otte vs. Ohio Northern	2005
19	Damon Flanigan vs. Kenyon.....	1990

Tackles For Loss

6	Mike Johnson vs. Defiance	1986
6	Jerry Ward vs. Wabash.....	1997
5	Four Times	

Sacks

4	Nick Nicastro vs. Urbana	1999
3.5	C. Poeppelmeier vs. Maryville	1997
3	Nine Times	

Interceptions

4	Richard Fortner vs. N/A.....	1951
3	Chad Otte vs. Marietta.....	2006
3	Wallace Morris vs. Heidelberg....	2001

TEAM

Total Offense

691	vs Urbana.....	1994
660	vs Franklin.....	1999
615	vs Urbana.....	1987

Rushing Yards

381	vs Bluffton	1993
321	vs Tiffin	1992
307	vs Mount St. Joseph.....	1998

Rushing Attempts

68	vs Bluffton	1993
67	vs Tiffin	1992
63	vs Ohio Wesleyan	1993

Rushing Touchdowns

6	vs Bluffton	1993
5	Nine Times	

Passing Yards

575	vs Urbana	1994
507	vs Geneva	1994
468	vs Franklin	1999

Passing Attempts

66	vs Adrian	1995
64	vs Geneva	1995
58	vs Malone	1995

Passing Touchdowns

6	vs Urbana	1987
5	Six Times	

Interception Thrown

7	vs Defiance	1990
5	vs Hanover	1998
5	vs Heidelberg	2000

First Downs

33	vs Mount St. Joseph.....	1999
32	vs Geneva	1994
31	vs Muskingum	2007

Points

93	vs Loveland	1913
79	vs Lebanon	1908
77	vs Cedarville	1921

PAT's

8	vs Franklin	1999
8	vs Urbana	1999
7	Seven Times	

Punts

12	vs Baldwin-Wallace	2007
11	vs Mount Union	2008
11	vs Capital	2007

Turnovers

8	vs Bluffton	1986
7	vs Defiance	1990
6	Eight Times	

Total Defense

44	vs Earlham	1997
82	vs Manchester	1992
87	vs Muskingum	1997

Rushing Defense

-20	vs Urbana	1986
-8	vs Muskingum	2004
-7	vs Maryville	1997

Passing Defense

2	vs Manchester	1999
33	vs Earlham	1997
40	vs Urbana	1995

More than a business relationship; we have a vaunted partnership.



For more than 25 years, Wilmington College has relied upon SFM's professional expertise and generous support.

SFM's help in protecting assets and managing risk have helped the College fulfill its mission. As a result we have more than a business relationship; we have a valued partnership.

Experience why we say ...
[We are Secure with SFM]




Smith-Feike-Minton, Inc.
INSURANCE

Call or log on to schedule a free, confidential insurance review.
www.sfminsurance.com/wilmington • 973.382.2546

COMMERCIAL • PERSONAL • AGRICULTURAL • LIFE/HEALTH

WC SPIRIT SQUAD



Members of the Wilmington College Spirit Squad are Amanda Brock, Abigail Evans, Kaylo Lowe, Jaiden Williams, Samantha Rowe and Brandin Williams.

Cheers! WC spirit squad ready for 2014-15

Go green and white! It's time to cheer on the Green and White. The 2013-14 Wilmington College spirit squad is ready for the school year. The squad will bring spirit to Wilmington football and home men's basketball games.



Associated Premium Corporation
Complete Promotional and Incentive Services

JIM KAHLES

JIM@ASSOCIATEDPREMIUM.COM

513-679-4444 EXT.105

WWW.ASSOCIATEDPREMIUM.COM

GAMEDAY FEATURE

WC celebrates 100 seasons of football

WRITTEN BY LORYN BRYSON

Wilmington College's Fightin' Quakers have been battling it out on the gridiron for one hundred seasons this year. In 99 seasons, the Quakers have an overall record of 329-456-19 with three postseason appearances.

There have been 68 All-Americans, including current receiver Jeremy Duncan, and 18 Academic All-Americans in Wilmington history. In addition, Wilmington has inducted 12 former players and three former coaches into its Hall of Fame.

The year was 1900 when Wilmington College's first football team hit the gridiron. The inaugural Fightin' Quakers went 2-2 that season. From 1900-1904, the Quakers went 7-4. Coaches Thomas M. Bales and Oliver Thatcher lead the 1908 squad to the best recorded season up to that point. The Quakers defeated five opponents, only falling to Miami University (Ohio) and Wittenberg University.

There was no team in 1918, the Quakers faced rebuilding in the years following.


It wasn't until Fowler "Chic" Harper took the reigns three years later that the Quakers had another winning season. In his first season, Harper lead the Quakers to an undefeated season, 8-0. In his two seasons as head coach, he went 15-4-0.

Over the next seven seasons, Charles "Shifty" Bolen, ranked as the third highest winning coach, went 28-24-1. With Bolen at the helm, the Quakers had their best season in six years finishing 6-3 in 1928. That same year, the Quakers ranked fifth among fifty other Ohio college records.

Quaker football took an hiatus from 1933-1945 due to World War II.

In 1946, when the Quakers returned to intercollegiate play, they recording a 0-5 record.

Fred Raizk directed the Quakers to 40-37-2 record



COACH MARQUE JONES HAS PLAYED AND COACHED FOR WILMINGTON FOR MORE THAN 30 YEARS.

over a ten-year span. Raizk, who later went on to be Wilmington College's Athletic Director, also coached the WC men's basketball team.

He was the Athletic Director when the Cincinnati Bengals used Wilmington College as a pre-season practice facility. The Bengals trained in Wilmington until moving to Georgetown, KY in 1997.

Wilmington's basketball arena, located in Hermann Court, is named in honor of the former coach.

For the next nineteen years, Bill Ramseyer commanded the Quakers on the gridlined battlefield. Ramseyer totaled a 114 wins, 58 losses, and 4 ties from the years 1972-1990. He also went on to be Athletic Director of Quaker Athletics.

GAMEDAY FEATURE

Following the 1990 season, Wilmington moved from NAIA to NCAA, and competed in the Association of Mideast Colleges. Wilmington stayed in the AMC until it disbanded following the 1995-96 season. After two seasons as an independent, WC moved to the newly minted Heartland Collegiate Athletic Conference for two seasons. In 2000, the Fightin' Quakers' athletic programs became members of the Ohio Athletic Conference.

Mike Wallace, who took over WC in 1991, led his team to a 9-1 record in 1999. This remains the best regular season finish in the school's history. The lone loss came against Hanover College in a 30-15 decision. Wallace spent 13 seasons with the Quakers, and is second all-time in victories.

Now, the Fightin' Quakers are working hard to secure victory in the centennial season. The man in charge is second year head coach Stacey Hairston.

"You hit that milestone, you hit that one hundred years. You've consistently had a program that is able to sustain itself through the negative times, the poor years because every college goes through that, not every school is able to maintain all their athletics through those poor years, sometimes they actually drop the sport for a few years and then bring it back later," said Coach Hairston. "Wilmington has been very, very consistent in finding a way to maintain their athletic program," stated Coach Hairston.

The centennial squad is lead by approximately forty returners, including

junior wide receiver Jeremy Duncan, who earned OAC receiver of the year last season, senior tight end Matt Stooksbury, sophomore quarterback Austin Jarbo, junior linebacker Tarrell Starkey, who was the leading tackler in the league last season.

"My philosophy this year is pretty simple, because we are in the rebuilding process...and you have to take certain steps. The next step for us is to increase our depth, increase our roster size, increase the competition. The next thing is for those guys to grow and increase competition level on game day to the point to we have to be competitive enough that going into the 4th quarter we still have the chance to win the game," said Coach Hairston.

"We have brought in over 77 new players that really begins the process of the rebuilding process." This is the first true recruiting class under this coaching staff. "Watching our young guys grow, we have some very talented young men, some guys that can play. Because a lot of them are young, a lot of them are freshmen, there is a learning curve that they go through, and I am looking forward to watching those guys get through that learning curve and play to their potential on game day," said Coach Hairston.

This season, the Fightin' Quakers are 0-2 over all, 0-1 in the OAC.

Coach Hairston will lead the charge against the Otterbein Cardinals today in Wilmington's home opener at 7p.m. at Townsend Field at Williams Stadium.

QUAKER CALENDAR

Saturday, September 27

XC	NCAA Pre-Nationals 10 a.m./11:30 a.m.
WSOC	at Manchester 1 p.m.
VB	at John Carroll 3 p.m.
MSOC	at Case Wes. Reserve 7 p.m.
FB	vs OTTERBEIN * 7 p.m.

Monday, September 30

MSOC	at Thomas More 4 p.m.
------	--------------------------

Tuesday, October 1

VB	at UC-Clermont 7:30 p.m.
----	-----------------------------

Friday, October 3

XC	All-Ohio 2 p.m./2:45 p.m.
VB	vs MARIETTA * 7:30 p.m.

Saturday, October 4

WSOC	at Marietta * 1 p.m.
FB	at Marietta * 6 p.m.
MSOC	vs MARIETTA * 7 p.m.

Home Events Bold/All Caps
* OAC Event



QUAKERS

Austin's

Casual Eatery & Bar

35 S. South Street- Wilmington- (937)283-9600

Let's Go Quakers!!!



When the Quakers score 35 points at a home game, all fans in attendance will receive a FREE order of HOME FRIES from Austin's within 24 hours of the game!

See an event staff member for details!

QUAKERS

Kitchen Hours

Sunday: 11-9

Monday: 11-9

Tuesday: 11-9

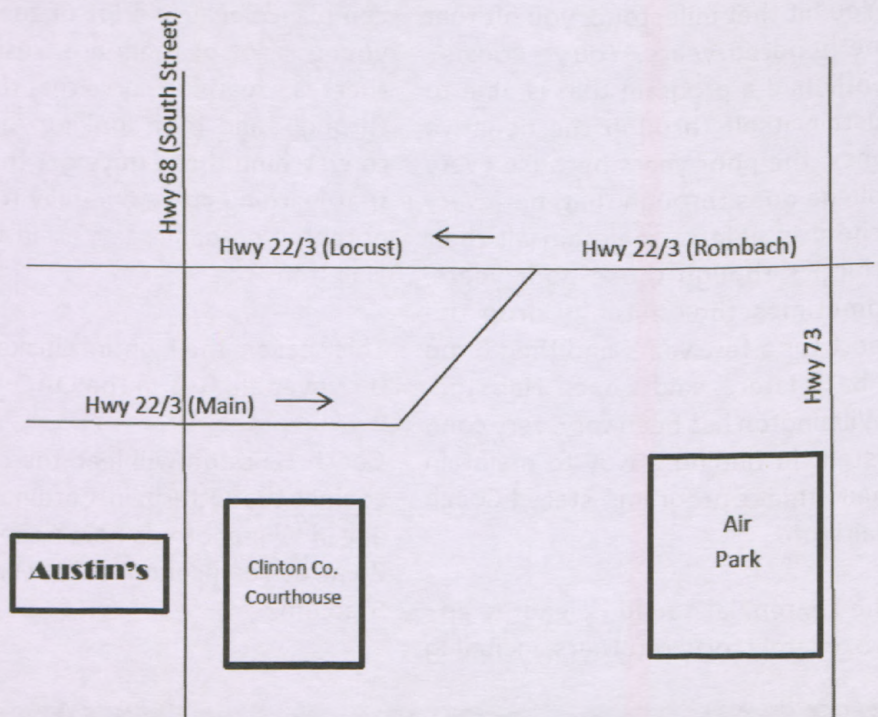
Wednesday: 11-9

Thursday: 11-9

Friday: 11-10

Saturday: 11-10

Bar is open
until the last
person leaves!!!





BEACON

Orthopaedics &
Sports Medicine

513.354.3700

www.beaconortho.com

Covering the college student-athletes on the sidelines and in the classroom

Our Doctors

David B. Argo, MD
John Bartsch, MD
John J. Brannan, MD
Robert R. Burger, MD
Peter S. Cha, MD
Haleem Chaudhary, MD
Jaideep Chunduri, MD
Mohab Foad, MD
Steve Hamilton, MD
Sam Koo, MD
Timothy E. Kremchek, MD
Glen McClung, MD
Allison Phelps, MD
Ian P. Rodway, MD
Michael Rohmiller, MD
Robert H. Rolf, MD
Henry A. Stiene, MD
Angel Velazquez, MD

Our Locations

Summit Woods in Sharonville

500 E. Business Way Cincinnati, OH 45241

Beacon West

6480 Harrison Avenue Cincinnati, OH 45247

Beacon East

463 Ohio Pike Cincinnati, OH 45255

Batesville

1360 E. State Route 46 Batesville, IN 47006

Beacon Northern Kentucky

600 Rodeo Drive Erlanger, KY 41018




Find us on:
facebook®

www.facebook.com/beaconortho

For More Information, Visit Our Website:

www.beaconortho.com



Why We Play Division III Athletics

It's not about getting a scholarship, getting drafted, or making SportsCenter. It's a deep need in us that comes from the heart.

We need to practice, to play, to lift, to hustle, to sweat. We do it all for our teammates and for the student in our calculus class that we don't even know.

We don't practice with a future major league first baseman; we practice with a future sports agent.

We don't lift weights with a future Olympic wrestler; we lift with a future doctor.

We don't run with a future Wimbledon champion; we run with a future CEO.

It's a bigger part of us than our friends and family can understand.

Sometimes we play for 2,000 fans; sometimes 25. But we still play hard. You cheer for us because you know us. You know more than just our names. Like all of you, we are students first.

We don't sign autographs. But we do sign graduate school applications, MCAT exams, and student body petitions.

When we miss a kick or strike out, we don't let down an entire state. We only let down our teammates, coaches, and fans. But the hurt is still the same.

We train hard, lift, throw, run, kick, tackle, shoot, dribble, and lift some more, and in the morning we go to class. And in that class we are nothing more than students.

It's about pride – in ourselves, in our school. It's about our love and passion for the game. And when it's over, when we walk off that court or field for the last time, our hearts crumble. Those tears are real. But deep down inside, we are very proud of ourselves.

We will forever be what few can claim ...
COLLEGE ATHLETES.